




Men's Health

2010
POSTER SERIES
THE BODY
YOU WANT



Andy Whitfield, lead warrior on the new television series *Spartacus: Blood and Sand* (premiering January 22 on Starz).

THE SPARTACUS WORKOUT

This cutting-edge circuit routine can strip away fat and define every muscle in your body

BY ADAM CAMPBELL AND RACHEL COSGROVE, C.S.C.S. • PHOTOGRAPH BY DYLAN COULTER

BURN FAT FASTER THAN EVER

Stop wasting your gym time and lose your gut for good

To create the Spartacus Workout, we chose 10 exercises that collectively work every part of your body. Then we made each exercise a 60-second station so you can challenge your heart and lungs as well as your muscles. The final product is a high-intensity circuit designed to torch fat, define your chest, abs, and arms, and send your fitness level soaring. You'll sculpt a lean, athletic-looking body—and be in the best shape of your life.

DIRECTIONS

Do this circuit 3 days a week. Perform 1 set of each exercise (or "station") in succession. Each station lasts 60 seconds. Do as many reps as you can (with perfect form) in that time, and then move on to the next station. Give yourself 15 seconds to move between

stations, and rest for 2 minutes after you've completed 1 circuit of all 10 exercises. Then repeat twice. If you can't go the entire minute, rest a few seconds and then resume until your time at that station is up. Use a weight that's challenging for 15 to 20 reps.


STATION 1
Goblet squat

With both hands, grab one end of a dumbbell to hold it vertically in front of your chest, and stand with your feet slightly beyond shoulder width [A]. Keeping your back naturally arched, push your hips back, bend your knees, and lower your body until the tops of your thighs are at least parallel to the floor [B]. Pause, and push yourself up to the starting position. If that's too hard, do a body-weight squat instead.




STATION 2
Mountain climber

Assume a pushup position with your arms completely straight. Your body should form a straight line from your head to your ankles [A]. Without allowing your lower-back posture to change, lift your right foot off the floor and slowly move your right knee toward your chest [B]. Return to the starting position, and repeat with your left leg. Alternate back and forth for the duration of the set.



STATION 3
Single-arm dumbbell swing

Hold a dumbbell (or a kettlebell) at arm's length in front of your waist. Without rounding your lower back, bend at your hips and knees and swing the dumbbell between your legs [A]. Keeping your arm straight, thrust your hips forward and swing the dumbbell to shoulder level as you rise to a standing position [B]. Swing the weight back and forth. At the 30-second mark, switch arms.



STATION 4
T-pushup

Grab a pair of hex dumbbells and assume a pushup position, your arms straight [A]. Bend your elbows and lower your body until your chest nearly touches the floor [B]. As you push yourself back up, lift your right hand and rotate the right side of your body as you raise the dumbbell straight up over your shoulder until your body forms a T [C]. Reverse the move and repeat, this time rotating your left side.




STATION 5
Split jump

Stand in a staggered stance with your feet 2 to 3 feet apart, your right foot in front of your left. Keeping your torso upright, bend your legs and lower your body into a lunge [A]. Now jump with enough force to propel both feet off the floor [B]. While you're in the air, scissor-kick your legs so you land with your left leg forward. Repeat, alternating your forward leg for the duration of the set.



STATION 6
Dumbbell row

Grab a pair of dumbbells, bend at your hips (don't round your lower back), and lower your torso until it's nearly parallel to the floor. Let the dumbbells hang at arm's length [A]. Without moving your torso, row the weights upward by raising your upper arms, bending your elbows, and squeezing your shoulder blades together [B]. Pause, lower the dumbbells, and repeat.




STATION 7
Dumbbell side lunge and touch

Hold a pair of dumbbells at arm's length at your sides [A]. Take a big step to your left and lower your body by pushing your hips backward and bending your left knee. As you lower your body, bend forward at your hips and touch the dumbbells to the floor [B]. Repeat for 30 seconds, and then switch to your right leg. If the exercise is too hard, do the move without the dumbbells; just reach for the floor with your hands.



STATION 8
Pushup-position row

Grab a pair of hex dumbbells and assume a pushup position, your arms straight [A]. Keeping your core stiff, row the dumbbell in your right hand to the side of your chest, bending your arm as you pull it upward [B]. Pause, and then quickly lower the dumbbell. Repeat with your left arm.




STATION 9
Dumbbell lunge and rotation

Grab a dumbbell and hold it horizontally by its ends, just under your chin [A]. Step forward with your right foot and lower your body into a lunge. As you lunge, rotate your upper body to the right [B]. Return to the starting position, and repeat with your left leg. Alternate left and right until your 60 seconds are up. If the exercise is too hard, perform the movement without the dumbbell.



STATION 10
Dumbbell push press

Stand holding a pair of dumbbells just outside your shoulders, with your arms bent and palms facing each other. Stand with your feet shoulder-width apart and knees slightly bent [A]. Dip your knees [B], and then explosively push up with your legs as you press the weights straight over your shoulders [C]. Lower the dumbbells back to the starting position and repeat.



Photographs by BETH BISCHOFF, grooming: Vassilis Kokkonidis/Fred Artists NYC/Kerases; front of posters: styling: Olivia Danson, grooming: Georgia Lachart-Adams

BY THE NUMBERS

41

Number of minutes the Spartacus Workout takes to complete, including time for rest and transition between stations

731

Number of calories the average guy could burn using the Spartacus Workout. (The range is 596 to 866 calories.)



The Spartacus Workout is excerpted from The Men's Health Big Book of Exercises, which has hundreds more workouts and useful tips—along with complete instructions and photos of over 600 exercises. Order your copy at mhbigbookofexercises.com.

Win a role on TV! To download video of each exercise, and to see the show's cast members as they perform the Spartacus Workout, go to MensHealth.com/Spartacus. For more motivation, sign up for the Spartacus Challenge. The producers of Spartacus: Blood and Sand and the editors of Men's Health will choose one sculpted contestant for a walk-on role in a future episode of the Starz original series.